

webOS for Signage

FULL HD DISPLAY LS55A



HIGH PERFORMANCE

High Performance System on Chip (SoC)

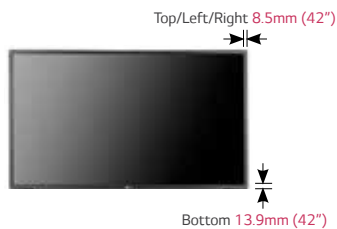
Eliminating the need of an external media player reduces total cost outlay and simplifies the installation and maintenance.



Simple Customisation

With webOS you can build apps using LG's Software Development Kit (SDK) and display logos during screen idle time (i.e. boot up, lost signal, etc).

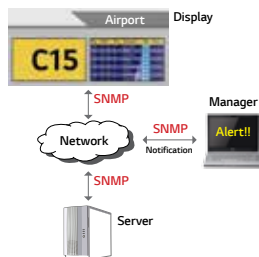
SLIM, SLEEK AND STYLISH DESIGN



Size	T/L/R	Bottom
42"	8.5mm	13.9mm
47"	7.9mm	13.4mm
55"	7.3mm	12.8mm

SNMP SUPPORT


Display Remote Management through Simple Network Management Protocols (SNMP) is available in addition to RS-232C and other network protocol.



(Available for models WL30MS, WL10MS, WL10ME, LS55A, LS33A, WS50MS & WS50BS)

SELF DIAGNOSTIC

Pixel Sensor checks screen status and alerts screen failure, such as screen hang and freeze.



*Sold separately

webOS for Signage Display

LS55A SERIES 42", 47", 55"



FEATURES

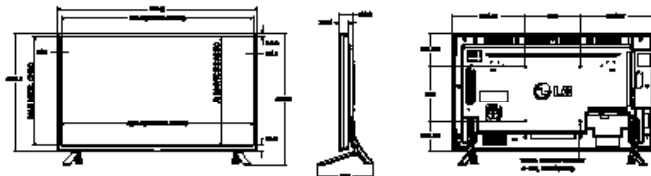
- webOS for Signage embedded
- Direct-Lit LED
- 1,920x1080 (FHD)
- 450 cd/m2
- Landscape/Portrait Mode
- Check Screen through Pixel sensor
- SNMP support
- Enhanced Fail-Over to Internal Memory
- Bezel dimensions: 18.6mm (42", 47"), 18.8mm (55" only)

SPECIFICATIONS

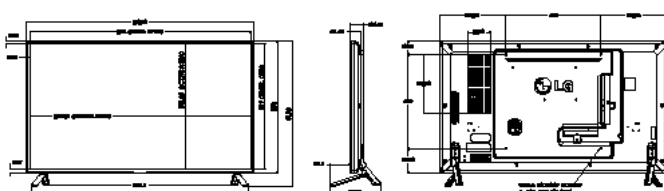
		LS55A				
PANEL	Screen Size	42" (106cm), 47" (119cm), 55" (139cm)		PHYSICAL SPECIFICATION	Monitor Dimension (W x H x D)	42" : 96cm x 56cm x 5.5cm 47" : 107cm x 62cm x 5.6cm 55" : 124cm x 71cm x 5.7cm
	Panel Technology	IPS			Weight (Head)	42" : 9.0kg / 47" : 12.1kg / 55" : 17.6kg
	Native Resolution	Full HD (1920X1080)		ENVIRONMENT CONDITIONS	Operation Temperature	0 °C to 40 °C
	Brightness	450cd/m2			Operation Humidity	10 % to 80 %
	Contrast Ratio	1,200:1		POWER	Typical / Smart Energy Saving	42" : 90W / 65W 47" : 95W / 70W 55" : 120W / 85W
	Dynamic CR	500,000:1			STANDARD (CERTIFICATION)	Safety
	Viewing Angle (H x V)	178 x 178		EMC		FCC Class 'A' / CE / KCC / C-tick
	Response Time	9ms (GTG BW)		MEDIA PLAYER COMPATIBILITY	ErP / Energy Star	Yes / Yes (Energy Star 6.0)
CONNECTIVITY	Digital	HDMI(1), DP(1), DVI-D(1)		SOFTWARE COMPATIBILITY ACCESSORY	Slot PC Compatible (optional)	No
	Input (Rear)	Analogue	-		External Media player Attachable	Yes (MP500/MP700)
	USB	Yes(1)		included	SuperSign Elite-w lite / Elite-C	Yes / Yes
	Digital	DP(1)			Remote Controller(include battery 2ea), Power Cord, IR/Light sensor receiver, CD(Owner's Manual, SuperSign Program / Manual)	
	Output	Audio	External Speaker(1)			
External Control	RS232C(1)					
PHYSICAL SPECIFICATION	Bezel Width	42" : 13.1mm(L/R/U), 18.6mm(B) 47" : 13.1mm(L/R/U), 18.6mm(B) 55" : 15.3mm(L/R/U), 18.8mm(B)				

DIMENSION (unit : mm)

42"



47"



55"

